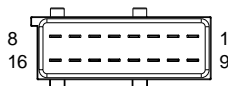


# Wiring diagram

# Installation 5030089

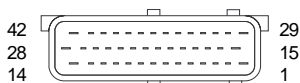
Publ.no: M5030089A  
Ed. A

Wiring diagram TOC2

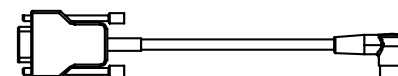
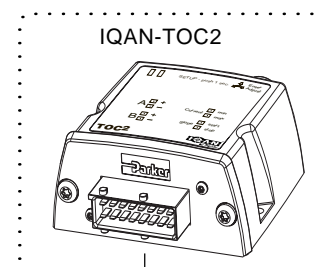
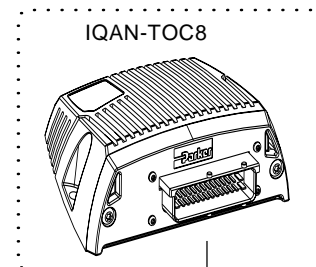


5030089	TOC2	
wire	pos	signalname
Green	1	+BAT
Yellow	5	DATA OUT
Orange	13	DATA IN
Black	9	-BAT
Blue	-	Not used
Red	-	Not used

Wiring diagram TOC8



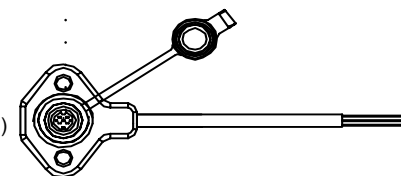
5030089	TOC8	
wire	pos	signalname
Green	39	READY OUT
Yellow	25	DATA OUT
Orange	26	DATA IN
Black	38	GND (Data)
Blue	40	BSL IN
Red	-	Not used



CABLE HR12 - DSUB9F (PC)  
Part.no: 5030024

CABLE HR12 - DSUB9M (PDA)  
Part.no: 5030096

CABLE HR12 - DSUB9M (MODEM)  
Part.no: 5030080



CABLE HR12 - / (PANEL)  
Part.no: 5030089

